












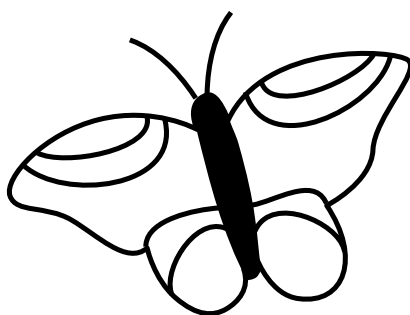



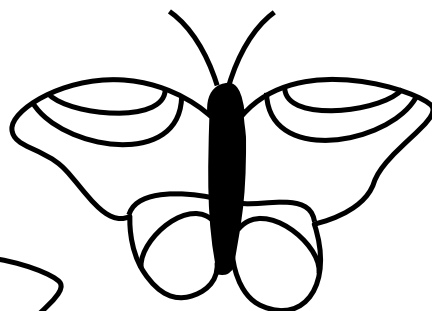

OBRYSUJ KÓŁKIEM NAJWIĘKSZY ELEMENT.




OBRYSUJ KÓŁKIEM NAJKRÓTSZY ELEMENT.



POŁĄCZ LINIĄ PODOBNE MOTYLE.  
JEDEN Z MOTYLI NIE MA PARY. POKOLORUJ!




NAUCZMY SIĘ SŁÓWEK ZWIĄZANYCH Z WIOSNĄ.



SŁOŃCE


KWIAT

KONEWKA




KALOSZE

PSZCZOŁA





BIEDRONKA



DRZEWO

PARASOL





TRAWA

MOTYL




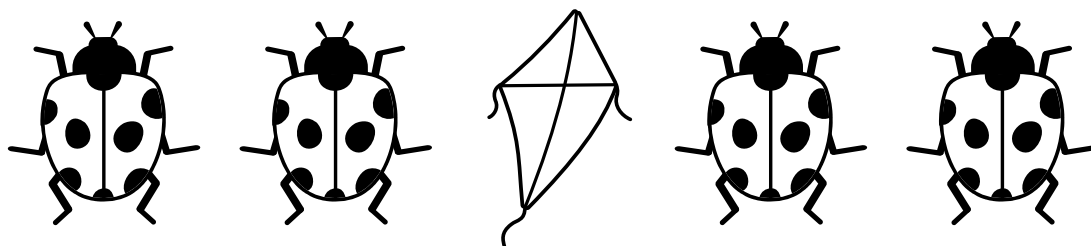



OKULARY PRZE-  
CIWSŁONECZNE



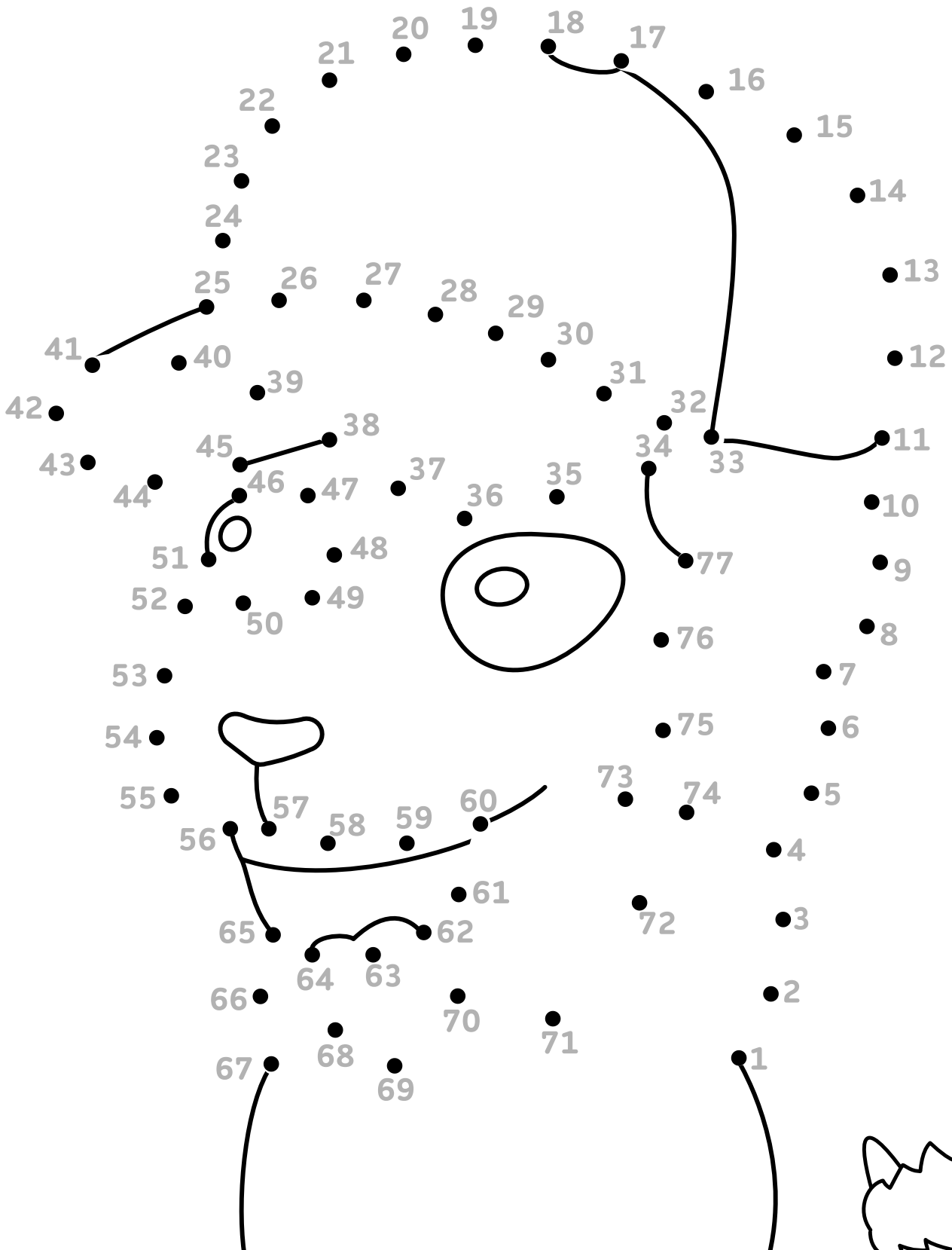
SPÓDNICA



# DOKOŃCZ WZÓR. POKOLORUJ!



POŁĄCZ KROPKI I DOWIEDZ SIĘ, KTO LUB CO  
ZNAJDUJE SIĘ NA OBRAZKU. POKOLORUJ!



NARYSUJ DUŻE, PIĘKNE DRZEWO, A POTEM DORYSUJ  
GNAZDO Z PTAKAMI I KWIATY POD DRZEWEM.

